





REX 1-2

-  Adaptable directamente a los enganches traseros del tractor, estructura con tubo reforzado, horquillas plegables.
-  Applicable directly to the back hookings of the tractor, reinforced structure, folding forks.
-  Adaptable directement aux attelages arrières du tracteur, structure avec tube renforcé, fourches pliables.
-  Patolas directamente adaptáveis à parte traseira do trator, estrutura reforçada de tubo, patolas amovíveis.

mod.	 kg	 kg	A	B	C
	kg	kg	mm	mm	mm
ERX1	1000	60	700	1220	1200
ERX2	1500	70	700	1220	1200

Accesorios / Accessories

Precio
Price

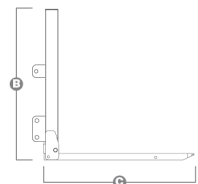
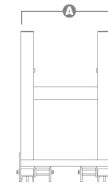
EAC20

**Kit inclinación para Shipper y Rex (pistón + mangueras + diferencia de precio en mando de 2 a 3 palancas)**

Inclination set for Shipper and Rex (cylinder + hoses + difference of price between commandment of 3 levers instead 2)

Kit inclinaison pour Shipper et Rex (vérin + tuyaux + différence de prix du commandement de 2 leviers à 3)

Kit inclinação para Shipper y Rex (pistón + mangueiras + diferença de preço en comando de 2 a 3 alavancas)



EAC28

**Suplemento prensa sujeta cajas para REX 1500 kg**

Extra price hydraulic crate clamps for pallets for REX 1500 kg

Supplément presseur serre caisses pour REX 1500 kg

Suplemento aperto caixas para REX 1500 kg